

# RaceJoy Live Phone Tracking How-To

- 1 **Download RaceJoy:** Download the RaceJoy app to your smartphone or tablet from the App Store or GooglePlay.



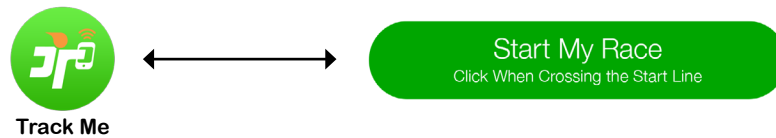
- 2 **Find Race:** Click Featured Races and then access the event you are doing. Races are listed by state.

- 3 **Set Up:** Follow the prompts carefully to get set up properly for race day.

## Track Me How-To

1. **Set Up Tracking:** Click PhoneTrak and follow the prompts carefully.
2. **Carry Your Phone:** Participants must carry their claimed device during the race.
3. **Start Your Tracking:** Click the green blinking Track Me button on race day. This appears 30 minutes prior to the race starting.
4. **Click START MY RACE as you cross the START LINE (optional):** This begins your personal race time and increases the accuracy of your progress updates. If you do not click Start My Race at the start line, your race time will begin at Mile One.
5. **Replay Race Day in Buzz:** Click Buzz to review your alerts and replay cheers!

**Note:** You must access RaceJoy on race day to activate GPS tracking. Tracking is turned on 30 minutes prior to the race start. **Warning:** Do NOT use Wi-Fi on race day. This will cause tracking to disengage.



## Track Yourself and Up to 50 People

1. **Add participants** to your participants list:
  - Click on the icon on the upper corner of your screen and search for your participant.
2. **Track them in a map view:**
  - Apple Users: click the feet icon at the bottom of the screen.
  - Android Users: click the Track button at the top menu bar.
3. **Track them with GPS-based progress alerts:**
  - You will automatically receive these once you've added people to your participant list.
  - Click Buzz and then Progress Alerts to view alerts received.
  - The number of alerts vary by race and are typically sent out at every mile.
  - Make sure you have your Notifications ON and your volume up to receive alerts.

## Track Your Relay Team

### Team Set Up:

- All need to click "I Want to Be Tracked" upon initial set up. Follow the prompts.
- Select "Relay Course" option in course selection section.
- Sign up with team or add team to list, if not shown.

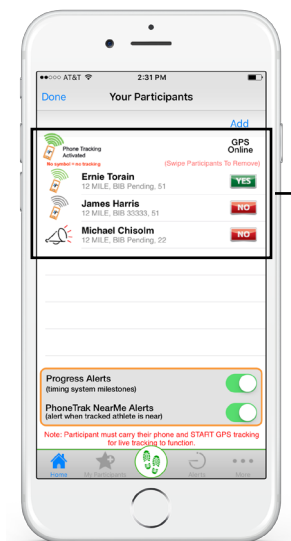
### Relay Team START:

- ALL push START MY RACE as the first team member crosses the start line.
- Each team member clicks their own "Start My Race" button in RaceJoy. In order to receive more accurate progress updates, ALL click this when the first member crosses the start line. Team members not present at the start line can click "Start My Race" when they get the alert that the first member has started the race.

### Verify Proper Team Set Up:

- Click the **More** button on race page in RaceJoy.
- Click Profile: If you do not see your team name at the top of the screen, redo your setup by clicking your name and following the Team Set Up steps above.

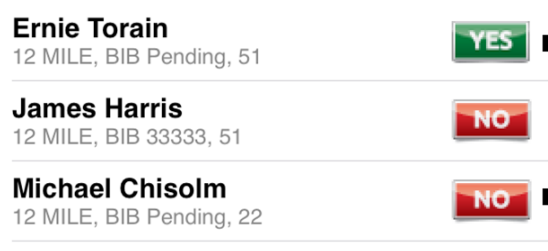
## Live Tracking Verification



Phone = signed up for tracking & cheers



Megaphone = can receive cheers



Tracking Activated

Tracking NOT Activated

[See RaceJoy Tutorial Video](#)

[See Battery Preservation Tips](#)